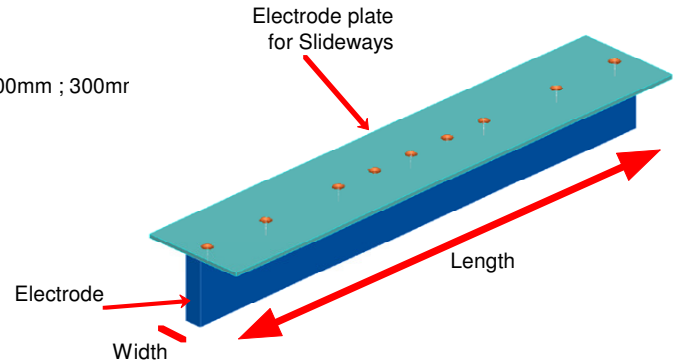


## 1° Standard electrodes :

Dimensions depend of power of welding machine. Generally, operator use lengths : 200mm ; 300mm ; 400 ; 500 ..... up to the maximum Length of table.  
Note Width, Length and power on your order.

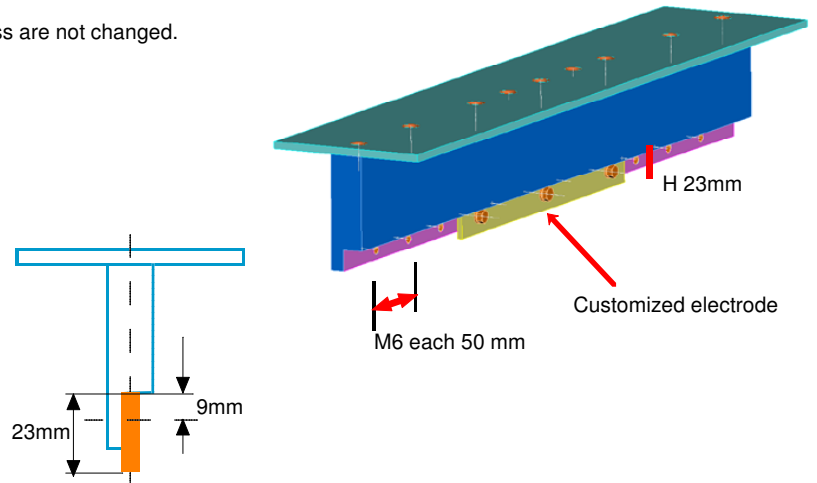
- Ref: 67810-Electrod **Width \* Lenght (Power wHF)**
- Ref: 67810-Electrod **15\*350 (1500wHF)**
- Ref: 67810-Electrod **15\*500 (3000wHF)**
- Ref: 67810-Electrod **20\*600 (5000wHF)**
- Ref: 67810-Electrod **20\*800 (8000wHF)**
- Ref: 67810-Electrod **25\*1000 (10000wHF)**
- Ref: 67810-Electrod **30\*1200 (12000wHF)**



## 2° Support for your customized electrode :

Same sizes as above standard electrodes. All mechanical settings of press are not changed.

- Ref: 67810-Electrod Customized \* **Lenght (Power wHF)**
- Ref: 67810-Electrod Customized \* **350 (1500 wHF)**
- Ref: 67810-Electrod Customized \* **500 (3000 wHF)**
- Ref: 67810-Electrod Customized \* **600 (5000 wHF)**
- Ref: 67810-Electrod Customized \* **800 (8000 wHF)**
- Ref: 67810-Electrod Customized \* **1000 (10000 wHF)**
- Ref: 67810-Electrod Customized \* **1200 (12000 wHF)**



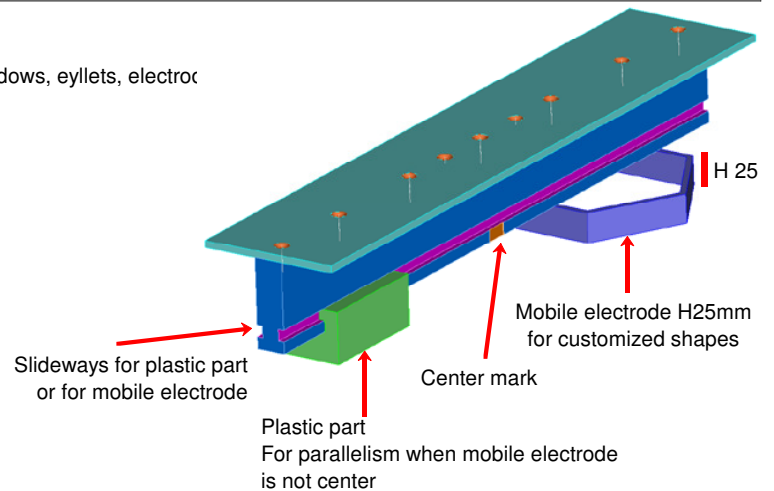
## 3° Support for your mobile electrodes :

They are used for finishing with special forms: rings, stars, reinforcements, windows, eyelets, electroc hinges..... Same sizes as above standard electrodes.

- Ref: 67810-Electrod Mobile \* **Lenght (Power wHF)**
- Ref: 67810-Electrod Mobile \* **350 (1500 wHF)**
- Ref: 67810-Electrod Mobile \* **500 (3000 wHF)**
- Ref: 67810-Electrod Mobile \* **600 (5000 wHF)**
- Ref: 67810-Electrod Mobile \* **800 (8000 wHF)**
- Ref: 67810-Electrod Mobile \* **1000 (10000 wHF)**
- Ref: 67810-Electrod Mobile \* **1200 (12000 wHF)**

### Plastic part:

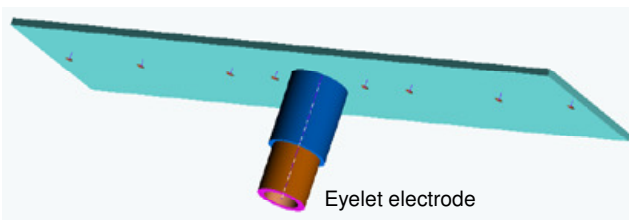
- Ref: 67810-Electrod for Mobile - **Plastic part** Price: 212,00 €



## 4° Electrodes for Eyelets :

They are used for welding of PVC Eyelets, valves.....

- Ref: 67810-Electrod Eyelets \* **Lenght (Power wHF)**
- Ref: 67810-Electrod Eyelets \* **350 (1500 wHF)**
- Ref: 67810-Electrod Eyelets \* **500 (3000 wHF)**
- Ref: 67810-Electrod Eyelets \* **600 (5000 wHF)**
- Ref: 67810-Electrod Eyelets \* **800 (8000 wHF)**
- Ref: 67810-Electrod Eyelets \* **1000 (10000 wHF)**
- Ref: 67810-Electrod Eyelets \* **1200 (12000 wHF)**



## 5° Electrodes for prototype :

They are used for welding of special forms. The forms are cut in soft material thickness 5mm and the cost is very low.

- Ref: 67810-Electrod Proto \* **Lenght (Power wHF)**
- Ref: 67810-Electrod Proto \* **350 (1500 wHF)**
- Ref: 67810-Electrod Proto \* **500 (3000 wHF)**
- Ref: 67810-Electrod Proto \* **600 (5000 wHF)**
- Ref: 67810-Electrod Proto \* **800 (8000 wHF)**
- Ref: 67810-Electrod Mobile \* **1000 (10000 wHF)**
- Ref: 67810-Electrod Proto \* **1200 (12000 wHF)**

